

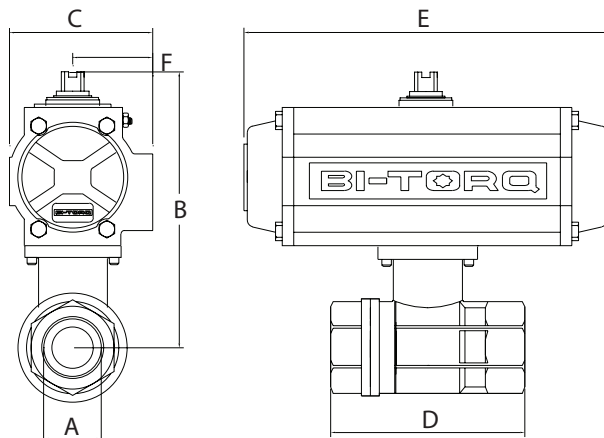
IP-2P & IB-2P SERIES 2-PC BRASS BALL VALVES

PNEUMATIC ACTUATORS

PNEUMATIC FEATURES

- Rack and pinion design
- NAMUR accessory mounting
- Spring return and double acting
- Visual indicators
- Optional SS construction

ALL STANDARD ACTUATORS SIZED FOR 80 PSI AIR SUPPLY; PLEASE CONSULT FACTORY FOR OTHER COMBINATIONS

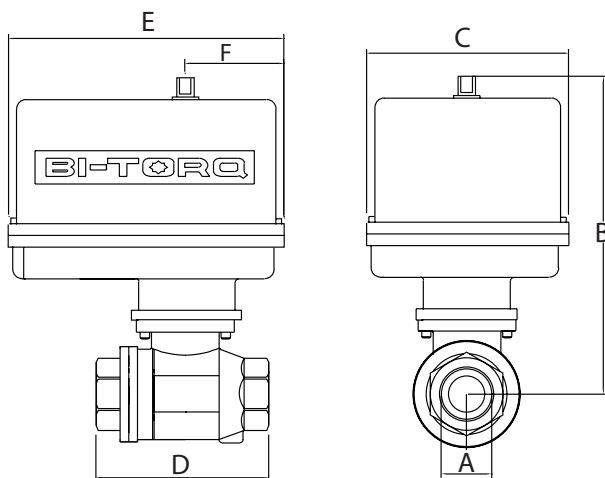


FOR A LIST OF AUTOMATION ACCESSORIES WE CAN OFFER, PLEASE REFER TO PAGE 31 OR VISIT BITORQ.COM

DOUBLE ACTING ASSEMBLY DIMENSIONS							
A	B	C	D	E	F	ACT.	WT.
1/4"	4.80	2.79	2.64	5.49	1.61	52SR	3.33
3/8"	4.80	2.79	2.64	5.49	1.61	52SR	3.43
1/2"	4.45	2.79	2.60	5.49	1.61	52SR	3.47
3/4"	4.52	2.79	2.93	5.49	1.61	52SR	3.56
1"	4.86	2.79	3.56	5.49	1.61	52SR	4.00
1-1/4"	5.44	3.17	4.09	6.38	1.77	63SR	4.87
1-1/2"	5.94	3.17	4.61	6.38	1.77	63SR	7.12
2"	6.30	3.17	5.31	6.38	1.77	63SR	9.43
2-1/2"	7.81	4.17	6.10	9.35	2.30	85SR	18.16
3"	8.70	4.85	6.89	10.69	2.68	100SR	23.18
4"	9.43	4.85	8.86	10.69	2.68	100SR	31.32

SPRING RETURN ASSEMBLY DIMENSIONS							
A	B	C	D	E	F	ACT.	WT.
1/4"	3.84	1.77	2.64	4.65	0.89	32DA	1.73
3/8"	3.84	1.77	2.64	4.65	0.89	32DA	1.83
1/2"	3.49	1.77	2.60	4.65	0.89	32DA	1.87
3/4"	3.56	1.77	2.93	4.65	0.89	32DA	1.95
1"	3.90	1.77	3.56	4.65	0.89	32DA	2.40
1-1/4"	5.44	3.17	4.09	6.38	1.77	63DA	3.27
1-1/2"	5.94	3.17	4.61	6.38	1.77	63DA	5.47
2"	6.30	3.17	5.31	6.38	1.77	63DA	7.78
2-1/2"	7.36	3.72	6.10	8.15	2.07	75DA	8.78
3"	7.74	3.72	6.89	8.15	2.07	75DA	18.41
4"	8.92	4.17	8.86	9.35	2.30	85DA	26.37

ELECTRIC ACTUATORS



NEMA 4 ELECTRIC ASSEMBLY DIMENSIONS							
A	B	C	D	E	F	ACT.	WT.
1/4"	6.16	4.00	2.64	5.63	2.31	100E	5.68
3/8"	6.16	4.00	2.64	5.63	2.31	100E	5.78
1/2"	5.81	4.00	2.6	5.63	2.31	100E	5.82
3/4"	5.88	4.00	2.93	5.63	2.31	100E	5.91
1"	6.22	4.00	3.56	5.63	2.31	100E	6.35
1-1/4"	7.36	4.25	4.09	6.88	2.43	200E	7.22
1-1/2"	7.86	4.25	4.61	6.88	2.43	200E	10.17
2"	8.22	4.25	5.31	6.88	2.43	200E	12.48
2-1/2"	8.63	4.25	6.1	6.88	2.43	300E	15.66
3"	11.13*	7.00	6.89	7.00	2.38	400E	26.68
4"	11.86*	7.00	8.86	7.00	2.38	675E	29.87

* DECLUTCHABLE MANUAL OVERRIDE INCLUDED IN DIMENSIONS

ELECTRIC FEATURES

- 120VAC, 220VAC, 24VAC, 12VDC and 24VDC
- NEMA 4, 4X and 7 housings
- Manual overrides
- Visual indicators
- Open/close or modulating service

FOR NEMA 7 ELECTRIC DIMENSIONS OR OTHER CONFIGURATIONS, CONTACT OUR SALES STAFF.

FOR MORE INFORMATION ON BI-TORQ ACTUATORS, REFER TO OUR INDIVIDUAL PNEUMATIC AND ELECTRIC CATALOGS, OR VISIT BITORQ.COM.

IP-2P & IB-2P SERIES 2-PC BRASS BALL VALVES

BILL OF MATERIALS

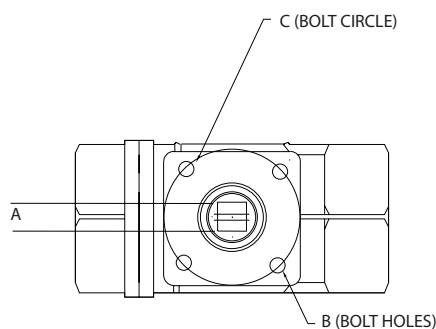
PART #	NAME	MATERIAL	OPTIONAL MATERIAL*	QTY
1	BODY	BRASS UNI 5705-65	N/A	1
2	ENDS	BRASS UNI 5705-65	N/A	2
3	BALL	BRASS UNI 5705-65 CHROME PLATED	316SS	1
4	SEAT	TFE	N/A	2
5	BODY SEAL	VITON	N/A	2
6	STEM SEAL	TFE	N/A	1
7	BODY O-RING	VITON	N/A	2
8	STEM O-RING	VITON	N/A	1
9	STEM NUT	BRASS UNI 5705-65	316SS	1
10	STEM	BRASS UNI 5705-65	316SS	1

VALVE FEATURES

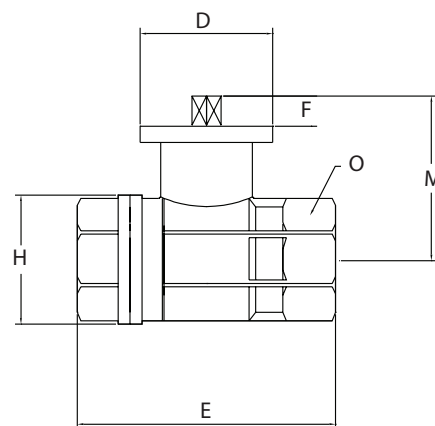
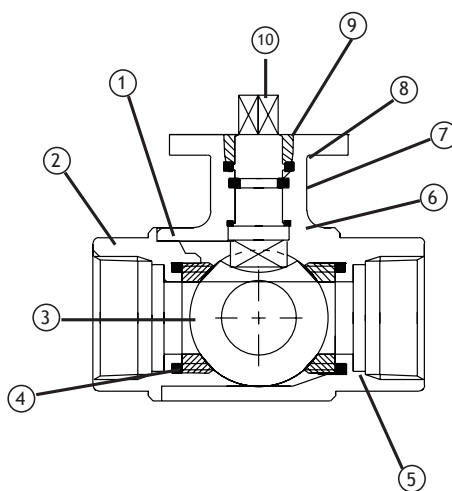
- Full port design brass valve
- IB series: 316SS ball/stem to 2"
- 1/4" through 4" NPT size range
- TFE® seats and seals
- Viton® body o-rings
- Vacuum to 29 inHg
- Blow-out proof stem
- CE rated
- ISO mounting pad

PRESSURE RATING
600 PSI CWP
TEMPERATURE RATING
+297° F Maximum

NOTE: MAXIMUM TEMPERATURE RATING FOR STANDARD ACTUATORS IS 150° F (ELECTRIC) AND 180° (PNEUMATIC). SPECIAL SEALS OR HEAT EXTENSIONS ARE AVAILABLE FOR HIGH TEMPERATURE SERVICE.



NOTE: STEM SQUARE IS AT 45° ON 1/4", 3/8", 2-1/2", 3", 4" SIZES



DIMENSIONAL DATA

SIZE	ISO 5211	A	B	C	D	E	F	H	M	O	CV	WT.
1/4"	F03	0.35	0.24	1.42	1.49	2.64	0.35	1.32	1.63	1.06	6.29	0.82
3/8"	F03	0.35	0.24	1.42	1.49	2.64	0.35	1.32	1.63	1.06	6.99	0.79
1/2"	F03	0.35	0.22	1.42	1.49	2.59	0.30	1.31	1.51	1.06	19	0.82
3/4"	F03	0.35	0.22	1.42	1.49	2.93	0.33	1.57	1.85	1.26	19	0.91
1"	F03	0.35	0.22	1.42	1.49	3.56	0.33	1.92	2.00	1.61	34.5	1.35
1-1/4"	F03	0.55	0.26	1.97	1.49	4.09	0.57	2.30	2.75	1.97	50.2	2.22
1-1/2"	F05	0.55	0.26	1.97	1.96	4.61	0.57	2.81	3.01	2.17	268.4	3.17
2"	F05	0.55	0.26	1.97	1.96	5.31	0.57	3.60	3.286	2.76	309.3	5.48
2-1/2"	F07	0.55	0.25	2.76	2.75	6.10	0.59	4.45	3.34	3.54	629.5	8.66
3"	F07	0.55	0.33	2.76	2.75	6.89	0.59	5.31	3.72	4.13	944.5	13.68
4"	F07	0.67	0.33	2.76	2.75	8.86	0.70	6.53	4.56	5.11	1493	16.87

BI-TORQ'S MANUAL BRASS VALVE SERIES (MP-2P) IS A DIFFERENT DESIGN AND DOES NOT HAVE A MOUNTING PAD, PLEASE CONSULT SALES FOR DIMENSIONS

ALL VALVES ARE 100% ELECTRONICALLY TESTED AT 80 PSI IN BOTH THE OPEN AND CLOSED POSITIONS